

VETERINARY INSTRUMENTS



ALLIED GROUP
of Industries

Manufacturer and Exporter of Dental, Surgical & Veterinary Instruments.

Allied Group of Industries is a leading manufacturer and exporter of all kinds of single use and reusable Surgical & Dental instruments to worldwide. Our manufacturing unit is located at Sialkot (Pakistan), a world's renowned city for the manufacturing of Surgical & Dental Instruments. This is our family business, so we have worked hard to build our reputation in this evolving industry and our satisfied customers are our strength.

Our products are manufactured by using the best quality stainless steel as **AISI, ASTM** and **DIN** standard's recommended which is imported from **Germany, Japan** and **France**. All of the Surgical & Dental Instruments supplied by us are **ISO 9001:2015, ISO 13485:2012** and **CE** marked certified in accordance with the Medical Devices Directive. The key to our success is our quality assurance. We use the right material for the right products. We are also **OEM (Original Equipment Manufacturer)** and provide customise packaging to our customers.

We have vast range of different instruments available in our stock ready to be shipped for fast delivery to our valuable customers. By using the traditional craftsmanship and latest precision technologies, we are able to manufacture the instruments that are compatible and compete with the highest standards and quality of international markets. **Allied Group of Industries** is strongly determined to provide a dedicated service to customers that is built on foundations of quality and cost effectiveness.

Allied Group of Industries prices are very competitive and very flexible with customers provide maximum co-operation. Our company's motto is to keep customers satisfy because your satisfaction is our business.

Our Mission At Allied Group of Industries

1. To provide our customers with outstanding customer support and provide premium quality Surgical & Dental instruments at the best and competitive prices.
2. To provide our customers with friendly support, easy-to-use ordering system.
3. To provide our customers with the latest products available.

Our Policy At Allied Group of Industries

1. To be the market leader in supplying the best and premium quality Surgical & Dental instruments at highly competitive and affordable prices.
2. Fully understand the requirements of our respected customers and satisfy them.
3. Strongly follow the policy "**Customer First**" and "**Quality First**"
4. To continuously develop our technical expertise on the basis of technology, customer's feedback and quality workforce

5. To form strategic joint ventures and distribution networks within the industry around the globe and to fulfill our social, ethical and industrial obligations in the most effective and efficient manner.

Our Strategy At Allied Group of Industries

- 1) It is our utmost priority to serve our valuable customers with fair dealing, honesty, sincerity, truth, trustworthy relationship and cooperation.
- 2) We always cordially welcome our valuable customer's opinions, suggestions and recommendations.
- 3) We give replacement against defective goods, if the malfunction occurred at our end.
- 4) The stainless steel used in the production of purchase order is exactly the same as per approved samples.
- 5) Normally for cutting instruments like Scissors, Knives etc. we use (AISI 420 Grade) premium quality stainless steel.
- 6) For non-cutting instruments like Forceps, Tweezers, Impression Trays etc. we use (AISI 410 & AISI 304 Grade) premium quality Stainless Steel.
- 7) Moreover, we can use also the material as per our customer's requirements and demand.

If you would like to get our price list, interested to see our samples for quality assessment, would like to be our distributor or want to get more information about our premium quality instruments, please feel free to contact us for any information.

Thank you very much for your precious time and looking forward to get business from you.

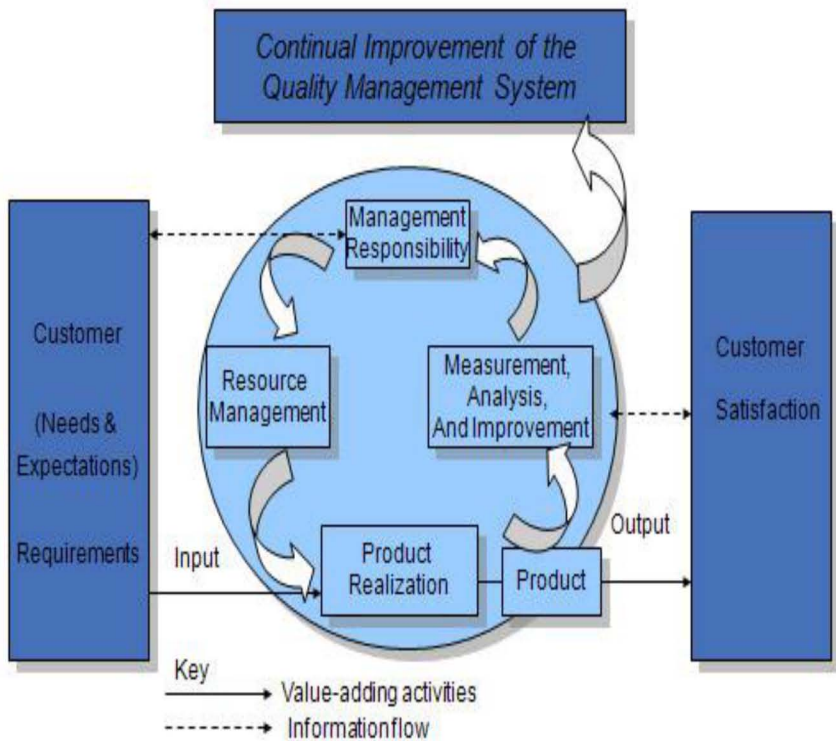
Best Regards

Director

Allied Group of Industries

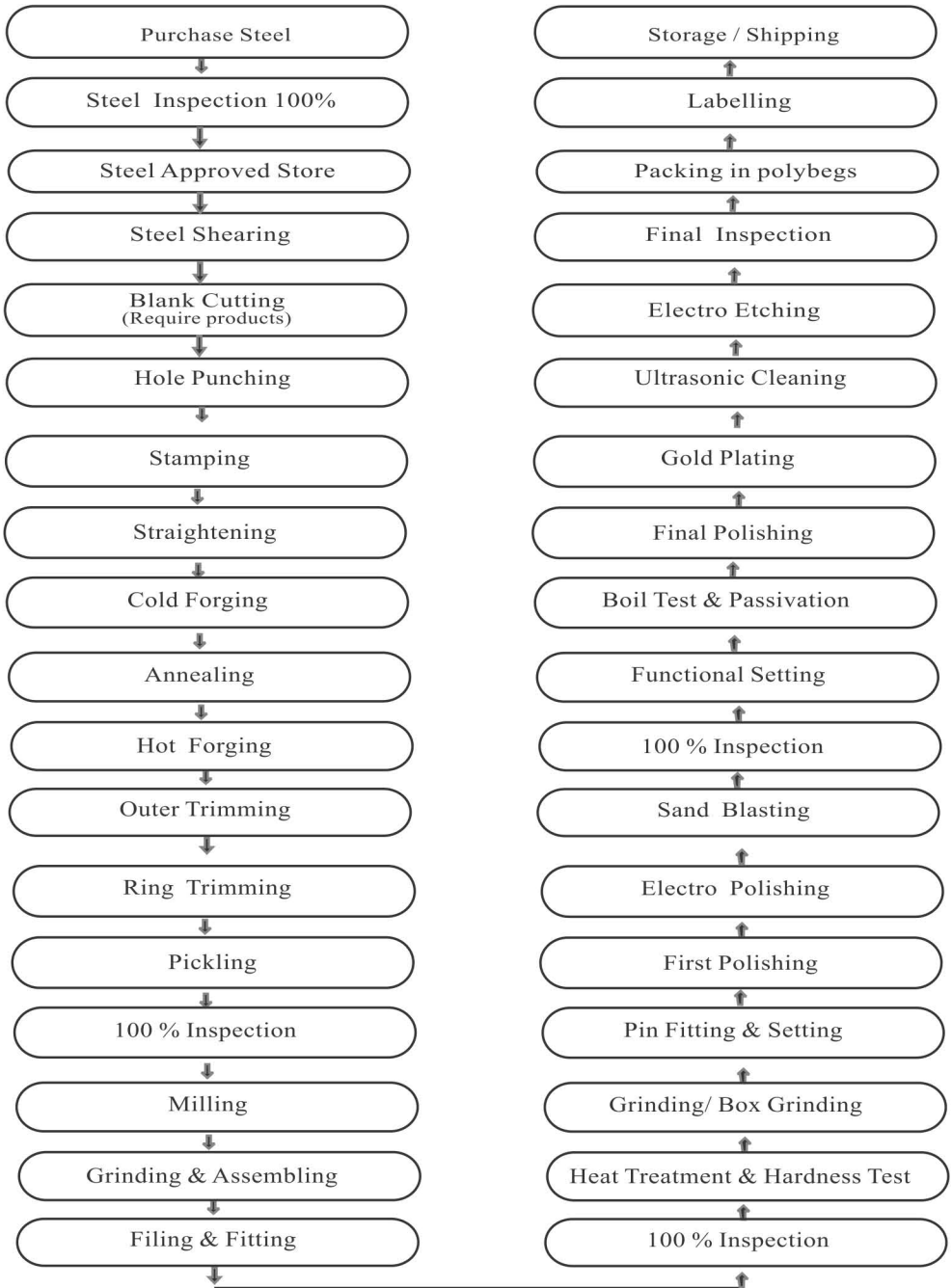
Quality Management System

The quality policy is the main guiding principles that provide the focus of quality to the whole organization and improve the effectiveness of the quality management system.



Quality Begins With People Who Care

PROCESS FLOW CHART



Manufacturing Capabilities Of Allied Group of Industries

All of our production departments are well equipped with the latest machinery which is imported from **Germany** and **England** and are well-staffed with the expert technicians.

Raw Material Department

Allied Group of Industries always purchases best quality stainless steel raw material from steel suppliers or import directly from **Japan**, **France** and **Germany** when need to do. Different grades of stainless steel for example (**303, 304, 410, 420 & 440**) are used in the production of our Surgical & Dental Instruments.

At Allied Group of Industries, we believe that quality can only be achieved through quality raw material. As such, the best quality raw-materials (Stainless Steel Strips, Round Bars, Stainless Steel Coils and Stainless Steel Tubes) are purchased and are subjected to composition and hardness testing through our in-house laboratory in order to ensure that only the best materials are passed on to production departments.

ASTM Standards

Allied Group of Industries fully follows and complies with the international **ASTM Standards** during the manufacturing of instruments. Below mentioned are the references and lists of the standards that we follow:-

- 1) **Allied Group of Industries** acquires premium quality stainless steel for the manufacturing of Surgical & Dental Instruments as per **ASTM Standard F899-95 and ISO 7153**.
- 2) Descaling and cleaning of stainless steel in conformity to **ASTM Standard A380-99**.
- 3) Passivation of Surgical & Dental Instruments in conformity to **ASTM Standard B967-05**.
- 4) Corrosion of Surgical & Dental Instruments in conformity to **ASTM Standard F1089-02**.
- 5) Electro-polishing of Surgical & Dental Instruments in conformity to **ASTM Standard B912-02**.
- 6) As different instruments are manufactured with different grades of stainless steel. We mostly use the stainless steel type **AISI-303, AISI-304, AISI-410, AISI-420, and AISI 440** series with defined specifications as per customer's requirements. Therefore, in order to select the proper grade of stainless steel, various processes are followed according to the guidelines and conformity of **ASTM Standards**.

Forging Department

Allied Group of Industries has its own forging section where forgings are made through Drop Hammer process by seasoned operators using dyes made of the best quality imported D-2 Steel. Forging is done by keeping in mind that the geometry of this process is a starting point and does not on any way limit your design freedom.

Milling Department

Milling is used in the Surgical & Dental instruments industry, defined as the process of cutting, shaping and finishing of an instrument. It is the process that includes turning, welding and fringing. At **Allied Group of Industries** we use the best milling technology which involves cutting away pieces of metal to create dovetails, threads, bevels, slots and ridges.

Grinding: (Filing & Setting)

In order to give a final shape to the instrument, our highly skilled craftsman use filing and grinding processes which removes the material from the instrument by abrasion. Then the instrument is keenly observed and set to perform perfect.

Hardness Test (Heat Treatment)

For Surgical & Dental instruments, the term harness refers to the resistance to bending, scratching, abrasion or cutting. We have in-house Heat Treatment Department equipped with top quality Vacuum Furnace where qualified staff and engineers are engaged in treating the instruments in order to add strength to the steel and perfect the metallurgical composition for further processes. 50-55 hardness rating is applied to each instrument during the heat treatment process in order to increase the strength of instruments.

Polishing Department

The Electro-polishing Department is manned by seasoned workmen using imported chemicals and best quality grinding wheels to ensure the best quality finish. In this department at **Allied Group of Industries**, the instruments are given final finish which includes mirror, satin or matt finishes. The finish is per customer's requirements.

Tungsten Carbide Department

Allied Group of Industries' tungsten carbide department is installed with the best quality imported machinery being manned by the exceptionally well trained experts using the German Technology. We use German tungsten carbide tips for our instruments.

Coating Department

Our coating department is capable of providing gold plated instruments as well as powder coated instruments depending upon the requirements of the instrument or the customer. Best quality coating related raw materials are used so that no compromise can be made on quality. Furthermore, each coating is inspected for quality before any instrument is passed on to the next department.

Passivation Department

We use high quality imported chemicals in our Passivation Department. Every instrument is boil test and passivate for 24 hours before move to the next department. If need arises, the instruments are re-passivated so as to eliminate any chances of rusting or corrosion during the life of the instrument. Our instruments are rust-free for life though we give guarantee for five years.

Sandblasting Department

For sandblasting of our instruments, we use the machines as well as the best quality sandblasting material, which are operated by skilled & well trained operators.

Stamping/Etching

We use permanent and long life high quality laser etching which produces a wide variety of text and graphic images including our customer's logo with very detailed and fine image quality.

Quality Control Department

Our quality control department is involved at all of the processes of manufacturing but before the instrument goes to the packing department, its quality and function is thoroughly checked by our qualified engineers.

Labeling and Packing

Each instrument is initially packed in a poly bag to prevent scratches and then packed in the middle box. Middle boxes are then packed in the carton. The middle boxes are labeled which includes the article number, types and sizes of instruments. We can also arrange packaging and labeling according to the customers demand.

Warehouse/Stock Room

After the instruments are packed and labeled, cartons are then move to our in-house warehouse where the complete record of shipments are maintained by our qualified warehouse management.

Terms and Conditions Of Business

Company's Agreement

Allied Group of Industries believes in the highest moral values and business ethics. Once a contract is made with a customer, we strongly aim at following it in its true spirit regarding the quality of product, packing, delivery time or any other particular need of the importer.

Prices

Our prices are stable for one year, after which they may be subject to a change depending upon general price increase of stainless steel. Instruments prices are revised according to the price of raw material and craftsmanship at the end of company's financial year.

Minimum Orders

We require a minimum order of US\$ 500.00 to process a delivery.

Payment Terms

With new customers, we require an advance payment of 100% for first six months. However, credit terms can be arranged according to the importers requirement after 6 months.

Freight & Shipping

Allied Group of Industries provides different methods of delivery as per customers demand:

- 1) By Air
- 2) By Sea
- 3) By Courier

Freight and shipping charges may be added to the invoice depending upon the nature of delivery unless otherwise stated by the importer. We deliver both C&F and FOB shipments.

Returns Policy

A great deal of effort is made on packing your order with great care. Please inspect the instruments thoroughly for any loss or damage immediately upon delivery of products and file claim if products are found damaged. Concealed loss or damage must be reported within 5 days upon receipt.

Returns and Technical Support

No returns are accepted without prior notices. Please contact our customer service team to obtain your invoice number. We reserve the right to examine returned goods before issuing credit. Returns must be made as soon as possible. Our technical team will carry out all repairs quickly and reliably.

CARE, HANDLING AND STERILISATION OF INSTRUMENTS

Allied Group of Industries Approved Sterilisation Methods

We recommend steam autoclave and ethylene oxide (ETO) sterilisation methods. Steam autoclave is highly efficient method of sterilisation which will not dull sharpness of instruments. If steam autoclave and ethylene oxide methods are not available, dry heat and chemical vapour methods are also recommended. We don't approve chemical sterilisation methods. These methods destroy instruments quickly and if used will eventually invalidate the warranty of your instruments.

Sterilisation Advice

Instruments should be dry before sterilising and in the open position when sterilised. Instruments trays should never be overloaded. Sterilising units must be cleaned and functioning properly. Autoclaves have high levels of moisture can be damaging if not in good working order. Purified, distilled water must be used in autoclave sterilisation units. We don't recommend using tap water. It contains minerals which can cause corrosion and discolouration of instruments. Take out the instruments from the autoclave immediately after cooling when the sterilisation cycle is completed. Ensure that all tips and joints of the instruments are moisture free. Moisture may cause corrosion. Before storage, instruments should be properly lubricated with silicon based lubricant.

Cleaning of Instruments

Always clean the instruments thoroughly in order to enhance the life span of your instruments. Bulk debris should be removed immediately after use. We recommend Enzymatic Cleaning solution in an ultrasonic cleaner to clean the instruments. Ultrasonic solution must be changed on daily basis. Instruments with hinge must be cleaned in an open position. Oxidation and discoloration may occur if instruments are not thoroughly cleaned. Always use disinfectants and detergents which are suitable for use with Surgical & Dental instruments. With regards to concentration and length of exposure, detergent manufacturer's instructions should be followed strictly. Tap water should be avoided during the cleaning of instruments. It contains minerals which can cause corrosion and discolouration of instruments. Tap water can also neutralise the rust inhibiting and lubricating solution.

We recommend the use of purified, distilled water in ultrasonic cleaning units. It is also recommended to use non-rinse ultrasonic solution that contains both lubricant and rust inhibitor prior to sterilisation and follow the manufacturer's exact solution measurement. Never leave the instruments in the ultrasonic solution after the cycle is finished. Instruments should be removed and dried immediately.

Lubrication of Instruments

Instruments must be lubricated regularly to increase the life time of instruments. It should be carried out daily or at least on a weekly basis. Prior to sterilisation, instruments must be lubricated. Lubricants designed specifically for precision hinged instruments should be used. Make sure to use lubricant that is well-suited with the operating temperature of your dry heat unit if dry heat steriliser is being used.

Sharpening of Instruments

Regular sharpening of instruments for example cutters will enhance their service life and increase their ability to cut more effectively and efficiently. **Allied Group of Industries** recommends frequency of sharpening the cutters depends on how frequently you use them and also the diameters and type of wires in which the cutter is being used frequently. Cutters must be assessed regularly if sharpening is required.

Corrosion

All of the instruments manufactured by **Allied Group of Industries** are highly resistant to corrosion. Following care recommendations and maintenance tips can be followed to further prevent corrosion problems. Occasionally, discolouration of instruments may not be corrosion. Sometimes organic materials that are deposited on the instruments during use can give the appearance of corrosion or can be mistaken for rust.

- 1) An orange-brown stain is normally a phosphate layer caused by water sources, sterilisation solutions or cleaning detergents.
- 2) A black stain is normally an acidic reaction caused by detergents.
- 3) A dark brown stain is usually caused by dried blood residues.
- 4) A blue-black stain is usually plating caused by autoclave cleaning materials.

Corroded instruments should never be mixed with non-corroded instruments as it may multiply the process of oxidation. We strongly recommend discarding or replacing the corroded instruments immediately.

Prevention of Corrosion

Corrosion can be an issue with any stainless steel instrument. Stainless steel requires oxygen to form a chromium oxide surface layer, which prevents it from corrosion. Bonding agents, organic residue and water droplets left on the instruments prevents oxygen to come in contact with the surface of the instrument and forming this protective layer.

Allied Group of Industries Recommends The Following Steps To Prevent Corrosion

- 1) Prior to the sterilisation of instruments, all residual matter must be cleaned thoroughly.
- 2) Instruments must be sterilised in open position.
- 3) Instruments must be properly air or towel dried. Specifically take care of the joint areas and hinges.
- 4) Corroded instruments should never be sterilised with non-corroded instruments as it may permanently transfer the iron oxide on the corroded instruments to the non-corroded instruments.

Allied Group of Industries Final Recommendations

- 1) All RE-USABLE instruments are delivered in NON-STERILE condition and must be cleaned, lubricated and sterilised before every use.
- 2) All instruments should be disinfected and cleaned immediately after use with disposable cloth/paper/ wipes etc.
- 3) If the instruments come into contact with blood, tissue, physiological saline or other foreign substances, they should be rinsed with warm (not hot) water before the substance dries up on the instruments.
- 4) We recommend cleaning solutions and rinse with pH7.0.
- 5) Ultrasonic cleaning is recommended.
- 6) For effectiveness, first clean any residue off the instruments before placing them in ultrasonic cleaner.
- 7) After cleaning, all instruments should be dried immediately.
- 8) Treat all instruments with oil which is considered as being physiologically safe (paraffin oil), especially their ends, ratchets, and moveable parts.
- 9) Instruments can be disinfected in Thermal Washer disinfectors.
- 10) For the disinfection and cleaning of Titanium and Aluminium Instruments, only use the substances that are particularly suggested for Titanium and Aluminium Instruments.
- 11) For instruments manufactured with autoclavable plastic, place them in the middle of chamber to avoid the overheating of plastic and not along the walls of chamber. We recommend to sterilise these instruments by putting them in "Self Sealing Sterilisation Pouches".
- 12) Do not leave instruments in cleaning or disinfecting solutions for a long time (over night or weekend) otherwise instruments can be damaged.
- 13) All instruments should be visually inspected for damage or breakage.
- 14) It is the user's responsibility to take proper care of the instruments.
- 15) We recommend laying down all instruments in their primary packaging.
- 16) Vacuum autoclave (steam) is performed at the temperature of 134 °C.
- 17) If instruments are dry heat (hot-air) sterilised, the temperature should be between 180 °C to 190 °C.

- 18) Corroded instruments should be discarded immediately.
- 19) The instructions of the autoclave manufacturer must be observed and followed always.
- 20) Instruments must be stored in dry, clean and humidity free environment without direct solar radiation.
- 21) Protect pointed tips of instruments with cloth, gauze or a special protection tube available from Allied Group of Industries.

Maintenance of Instruments

Allied Surgical always recommend to follow proper handling, care and sterilisation methods in order to increase the life span of your instruments in order to make sure they perform the best that they can.

Note: Always Use The Cleaning & Disinfection Solutions/Substances That Are Particularly Suggested For Specific Type & Category Of Instruments And Follow The Manufacturer Instructions.

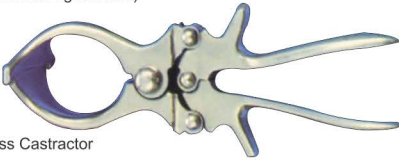
Type Of Instruments	Ultrasonic	Automatic Washer	Cold Disinfection Water Based	Cold Disinfection Alcohol Based	Autoclave 121 °C Saliva	Autoclave 134 °C Blood	Dry Heat Sterilisation
Stainless Steel / Titanium	✓	✓	✓	✓	✓	✓	✓
Non Anodized Aluminium & Titanium Coating	✓	✓	✓	✓	✓	✓	✓
Silicon & Autoclave Plastic	✓	✓	✓	✓	✓	✓	✓
Anodized Aluminium, Silver & Chrome Plated	✗	✗	✗	✓	✓	✓	✗
Brass & Polycarbonates	✗	✗	✗	✓	✓	✗	✗
Diamond Coated	✗	✗	✗	✓	✗	✗	✗
Non Autoclave Plastic	✗	✗	✓	✗	✗	✗	✗



565
Bloodless Castrator
48cm (30cm, 36cm, 40cm)
(For Bulls and Big Animals)



566
Bloodless Castrator
with Cord-Stop
48cm (30cm, 36cm, 40cm)
(For Bulls and Big Animals)



567
Bloodless Castrator
23cm
(for Lambs and Rabbit)



568
De White Emasculator S.S.
23cm, 30cm



569
Bull Holder
with Side Gripe



570
Bull Holder Continental
Tong Pattern, 43cm



571
Pig Nose
Ring Applicator



572
Bull Nose
Ring Applicator



573
Hoof Puncher



574
Hoof Forceps



575
Black Steel Crocodile Plier With
Plastic Coated end (clinchier)



576
Diamond Nail Puller



577
Nail Nipper



578
Professional Hoof Nipper
With Wide Opening



579
Diamond Farrier Clincher



580
Foot Rot Shear



581
Heavy Duty Hoof
Claw Cutter With Interchangeable Blades



582
Sheep Shears



583
Stainless Steel Hoof Scraper




584
Hoof Knife Wooden
Handle with Left Edge



585
Hoof Knife Wooden
Handle with Right Edge



586
Clipper Both Sided
Thin & Wide Teeth



587
Hand sheep clipper
with wooden handle



588
Hand sheep clipper



589
Hand sheep clipper
with wooden handle



590
Hand Cattle clipper



591



592



593



594



595



596



597



598



599



600
Aluminium Mane Comb
with Wooden Handle



601
Aluminium Mane Comb



602
Aluminium Mane Comb



603
Aluminium Jockey
Mane Comb



604
Rasp Barness Dehorner with Metallic Handle
and also available in wooden handle




605
Ear Notcher S.S
Design in the Center of the ear



606
Ear Notcher - A-type



607
Tattooing Forceps (A)



608
Incisor & Canine
Cutter s/s, 10"



609
Tooth Float set



610
Reynold Style Cap
Extractors, 17" s/s



611
Simple Joint Stainless
Steel Molar Spreader



612
Simple Joint Stainless
Steel Molar Forceps



613
Cap, Incisor
s/s 12"



614
Molar Extractors,
s/s 15"



615
Incisor Forceps, 10"



616
Liautard Style
Forceps 10" S.S



617
Incisor Cap and Wolf
Tooth Forceps, 7" S.S



618
Tooth Forceps

619
Compound Rongeur



620
Tooth Forceps



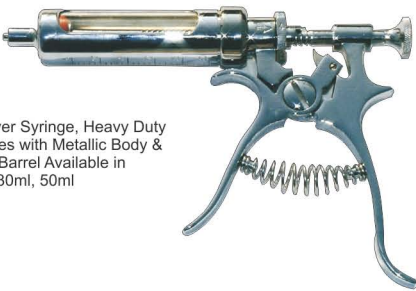
621
Tooth Forceps



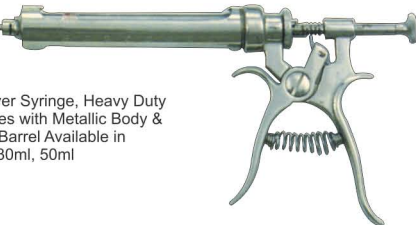
622
Syringe with Plastic Handle



623
Revolver Syringe, Heavy Duty
Syringes with Metallic Body &
Glass Barrel Available in
10ml, 30ml, 50ml



624
Revolver Syringe, Heavy Duty
Syringes with Metallic Body &
Glass Barrel Available in
10ml, 30ml, 50ml



625
Syringe



626
Professional Toe Nail Nipper 16cm
Compound Action,
Stainless Steel (Satin finish)



627
Professional Toe Nail Nipper 16cm
Compound Action, Stainless Steel
(Satin finish)



628
Toe Nail Nipper 14cm
Box Joint, Double Spring
Stainless Steel (Satin finish)



629
Professional Toe Nail
Nipper 16cm Double Action,
Stainless Steel (Satin finish)



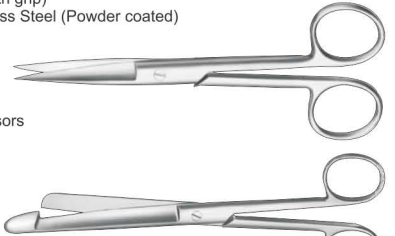
630
Nail Profiler (with grip)
14.5cm
Stainless Steel
(Powder coated)



631
Nail Profiler (with grip)
14.5cm, Stainless Steel (Powder coated)



632
Operating Scissors
16.5cm 6 1/2"



633
Enterotomy Scissors
21.5cm 8 1/2"




634
Moon Scissor 7"



635
Mathieu Needle
Holder Tungstene Jaws



636
Olsen Hegar Needle
Holder Tungstene Jaws




637
Troeltsch (Wilde)
Ear Forceps
10.5cm 4 1/8"




638
Young Tongue Forceps
with Rubber Pads



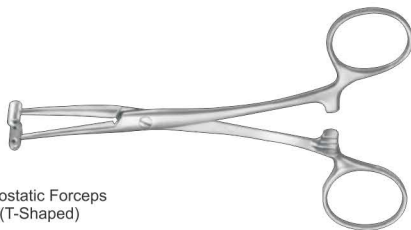
639
Haemostatic Forceps
25cm 9 3/4"



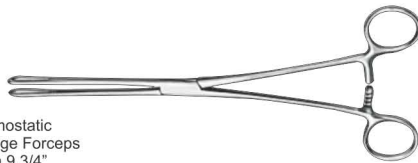
Haemostatic Forceps
Pean
640 14.5cm 5 3/4"
641 16cm 6 1/4"



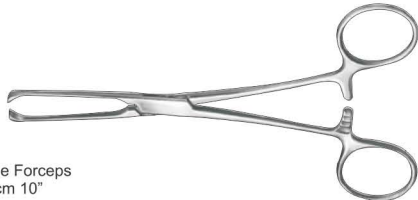
642
Haemostatic Forceps
14cm (T-Shaped)



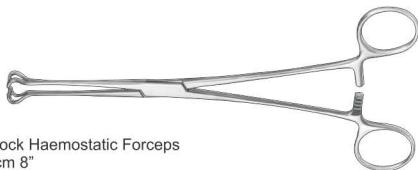
643
Haemostatic
Sponge Forceps
25cm 9 3/4"



644
Tissue Forceps
25.5cm 10"



645
Babcock Haemostatic Forceps
20.5cm 8"



646
Measuring Jug




ALLIED GROUP
of Industries

Manufacturer and Exporter of Dental, Surgical &
Veterinary Instruments.

Postal Address: P.O.Box-608 S.I.E.
Near Khayber Bank Sialkot 51310-Pakistan
Cell & WhatsApp No. +92-310-7880054
E-mail: info@alliedgroupind.com
www.alliedgroupind.com

